



MUKTAINAGAR TALUKA EDUCATION SOCIETY'S
SHRIMATI GODAVARIBAI
GANPATRAO KHADSE COLLEGE,
MUKTAINAGAR

TAL-MUKTAINAGAR, DIST- JALGAON
MAHARASHTRA

ENVIRONMENT AUDIT
(2022-23)

Prepared by

Nutan Urja Solutions

**A 703, Balaji Witfield, Near Sunni's World,
Sus Road, Sus, Pune 411021**

Phone: 83568 18381. Email: nutanurja.solutions@gmail.com

Table of Contents

Acknowledgement	2
Executive Summary	3
Abbreviations.....	4
1. Introduction.....	5
1.1 Important Definitions:.....	5
1.2 Objectives.....	6
1.3 Audit Methodology:.....	6
1.4 General Details of College	6
2. Study of Consumption of Various Resources.....	7
2.1 Variation of Monthly Electrical Energy Consumption	8
2.2 Key Inference drawn	9
3. Study of Environmental Pollution	9
3.1 Air Pollution.....	9
3.2 Study of Solid Waste Generation	10
3.3 Study of Liquid Waste Generation.....	10
3.4 Study of e-Waste Management:	10
4. Study of Rain Water Harvesting	11
5. Recommendations.....	12

Acknowledgement

We at Nutan Urja Solutions, Pune wish to express our sincere gratitude to the management of Muktainagar Taluka Education Society's Smt. Godawaribai Ganpatrao Khadse College, Muktainagar for assigning the work of Environmental Audit of college campus.

We appreciate the co-operation and support extended to our team members during the entire tenure of field study.

We are also thankful to various Head of Departments & other Staff members for helping us during the field measurements.

We are also thankful to all other staff members who helped us during the measurements at the field and for giving us the necessary inputs to carry out this vital exercise.

Executive Summary

After the Field measurements & analysis, we present herewith important observations made and various measures to reduce the dependency on Natural resources & reduce the pollution.

Muktainagar Taluka Education Society's Smt. Godawaribai Ganpatrao Khadse College, Muktainagar consumes various resources for day-to-day operations, namely: Air, Water, Electrical Energy & LPG.

1. Various Pollution due to College Activities:

- Air pollution: Mainly CO₂ on account of Electricity & LPG Consumption
- Solid Waste: Bio degradable Waste, Garden Waste
- Liquid Waste: Human liquid waste, lab wastes

2. Present Level of CO₂ Emissions:

Sr no	Parameter	Energy consumed, (Units)	CO ₂ Emission (MT)
1	Maximum	7,317	5.85
2	Minimum	1,141	0.91
3	Average	2,974	2.38
4	Total	35,693	28.55

3. The various projects already implemented for Environmental Conservation:

- Usage of Energy Efficient BEE STAR Rated ACs
- Usage of Natural Day light in corridors
- Implementation of Bio Composting pit for disposal of Bio degradable waste
- Implementation of Rain Water Harvesting
- Installation of Solar Thermal Hot Water System.
- Usage of 2 nos. of solar PV street lights

4. Recommendations:

1. Installation of Bio Gas Generator Plant instead of Bio composting Plant.
2. Installation of Sewage treatment Plant to make campus a Zero Discharge campus

5. Notes & Assumptions:

1. **1 kWh** of Electrical Energy releases **0.8 Kg of CO₂** into atmosphere
2. 1 kWp Solar PV plant generates 5 kWh/day Electrical Energy for 300 days in an year.

Abbreviations

AC	: Air conditioner
PES	: Progressive Education Society
CFL	: Compact Fluorescent Lamp
FTL	: Fluorescent Tube Light
LED	: Light Emitting Diode
kWh	: kilo-Watt Hour
Qty	: Quantity
W	: Watt
kW	: Kilo Watt
PF	: Power Factor
M D	: Maximum Demand
PC	: Personal Computer
MSEDCL	: Maharashtra State Electricity Distribution Company Ltd

1. Introduction

1.1 Important Definitions:

1.1.1 Environment: Definition as per environment Protection Act: 1986

Environment includes water, air and land and the inter-relationship which exists among and between Water, Air, Land and Human beings, other living creatures, plants microorganism and property

1.1.2. Environmental Audit: Definition:

An audit which aims at verification and validation to ensure that various environmental laws are compiled with and adequate care has been taken towards environmental protection and conservation.

According to UNEP, 1990, "Environmental audit can be defined as a management tool comprising systematic, documented and periodic evaluation of how well environmental organization management and equipment are performing with an aim of helping to regularize the environment"

1.1.3. Environmental Pollutant: means any solid, liquid and gaseous substance present in the concentration as may be, or tend to be, injurious to Environment.

1.1.4. Relevant Environmental Laws in India: Table No-1:

1927	The Indian Forest Act
1972	The Wildlife Protection Act
1974	The Water (Prevention and Control of Pollution) Act
1977	The Water (Prevention & Control of Pollution) Cess Act
1980	The Forest (Conservation) Act
1981	The Air (Prevention and Control of Pollution) Act
1986	The Environment Protection Act
1991	The Public Liability Insurance Act
2002	The Biological Diversity Act
2010	The National Green Tribunal Act

1.1.5. Some Important Environmental Rules in India: Table No-2:

1989	Hazardous Waste (Management and Handling) Rules
1989	Manufacture, Storage and Import of Hazardous Chemical Rules
2000	Municipal Solid Waste (Management and Handling) Rules
1998	The Biomedical Waste (Management and Handling) Rules
1999	The Environment (Siting for Industrial Projects) Rules
2000	Noise Pollution (Regulation and Control) Rules
2000	Ozone Depleting Substances (Regulation and Control) Rules
2011	E-waste (Management and Handling) Rules

2011	National Green Tribunal (Practices and Procedure) Rules
2011	Plastic Waste (Management and Handling) Rules

1.1.6 National Environmental Plans & Policy Documents: Table No-3:

1.	National Forest Policy, 1988
2.	National Water Policy, 2002
3.	National Environment Policy or NEP (2006)
4.	National Conservation Strategy and Policy Statement on Environment and Development, 1992
5.	Policy Statement for Abatement of Pollution (1992)
6.	National Action Plan on Climate Change
7.	Vision Statement on Environment and Human Health
8.	Technology Vision 2030 (The Energy Research Institute)
9.	Addressing Energy Security and Climate Change (MoEF and Bureau of Energy Efficiency)
10	The Road to Copenhagen; India's Position on Climate Change Issues (MoEF)

1.2 Objectives

1. To study present usage of Natural resources the College is consuming
2. To Study the present pollution sources
3. To study various measures to make the campus Self sustainable in respect of Natural resources
4. To suggest the various measures to reduce the pollution: Air, Water, Noise

1.3 Audit Methodology:

1. Study of College as System
2. Study of Electrical Energy Consumption
3. Study of CO₂ emissions
4. Suggestions on usage of Renewable Energy

1.4 General Details of College

No	Head	Particulars
1	Name of Institution	Muktainagar Taluka Education Society's Smt. Godawaribai Ganpatrao Khadse College, Muktainagar.
2	Address	Muktainagar Taluka Education Societys Smt Godavaribai Ganpatrao Khadse College, Near Gajanan Maharaj Temple, Bhusawal Road, Muktainagar, Dist. Jalgaon – 425 306.
3	Affiliation	Kavayitri Bahinabai Chaudhari North Maharashtra University, Jalgaon.

2. Study of Consumption of Various Resources

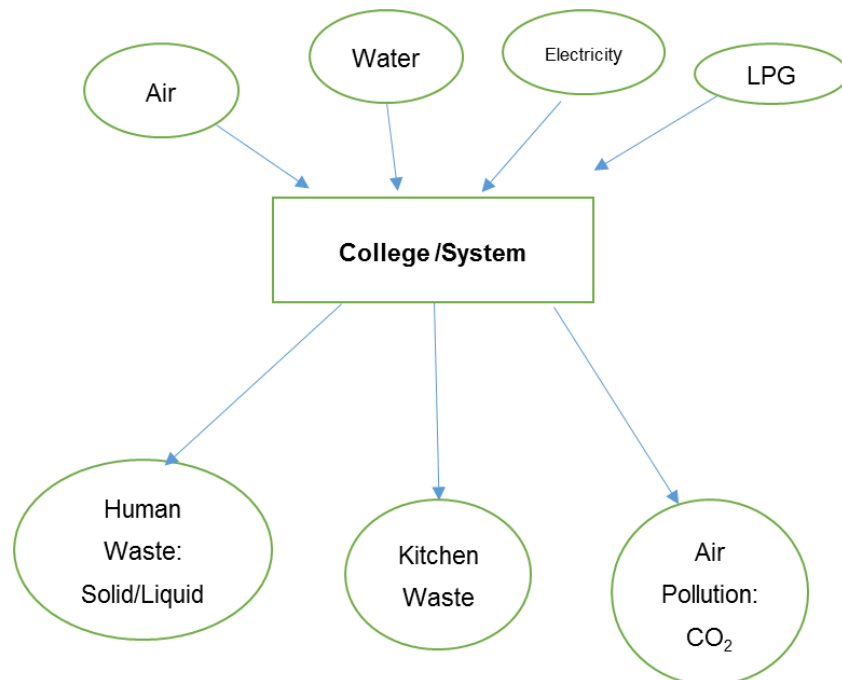
The Institute consumes following basic/derived Resources:

1. Air
2. Water
3. Electrical Energy
4. Liquefied Petroleum Gas

Also, college emits following pollutants to environment

1. Human Waste: Solid/ Liquid
2. Air pollution

We try to draw a schematic diagram for the College System & Environment as under.



Now we compute the Generation of CO₂ on account of consumption of Electrical Energy & LPG as under.

The calculation of electrical energy consumption by college can be given as,

Table 2.1: Electrical Energy Consumption

No	Month	Energy (kWh)
1	May-23	3129
2	Apr-23	5,116
3	Mar-23	4,532
4	Feb-23	2,941
5	Jan-23	2,439
6	Dec-22	7,317
7	Nov-22	1,845
8	Oct-22	1,845
9	Sep-22	1,942
10	Aug-22	1,993
11	Jul-22	1,453
12	Jun-22	1,141
	Total	35,693
	Maximum	7,317
	Minimum	1,141
	Average	2,974

2.1 Variation of Monthly Electrical Energy Consumption

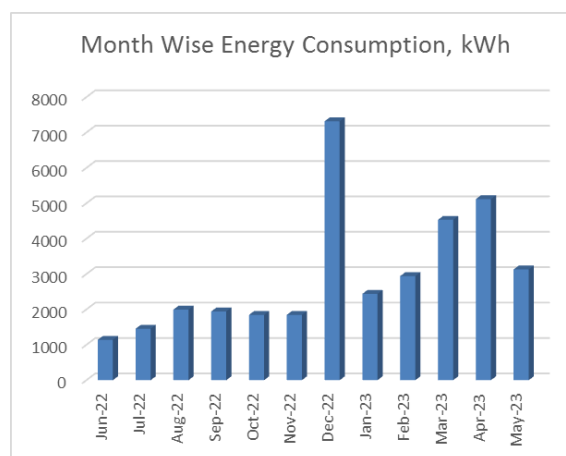


Figure 2.1 : Monthly Electrical Energy Consumption

2.2 Key Inference drawn

From the above analysis, we present following important parameters:

Table 2.2: Variation in Important Parameters

No	Parameter/ Value	Energy Consumed, kWh
1	Total	35,693
2	Maximum	7,317
3	Minimum	1,141
4	Average	2,974

3. Study of Environmental Pollution

In this Chapter, we present the various types of Pollution as under:

3.1 Air Pollution

The College is using two forms of Energies, namely: Thermal in the form of LPG and Electrical Energy used for day-to-day operations of the College. The major pollutant on account of above Energy forms is the Carbon Di Oxide.

- 1 unit (kWh) of Electrical Energy emits 0.8 Kg of CO₂ in the atmosphere
- 1 Kg of LPG emits 3 Kg of CO₂ in the atmosphere

In the following Table, we present the CO₂ emissions.

Table 3.1: Month wise Consumption of Electrical Energy & CO₂ Emissions:

No	Month	Energy Consumed, kWh	CO ₂ Emissions, MT
1	May-23	3,129	2.50
2	Apr-23	5,116	4.09
3	Mar-23	4,532	3.63
4	Feb-23	2,941	2.35
5	Jan-23	2,439	1.95
6	Dec-22	7,317	5.85
7	Nov-22	1,845	1.48
8	Oct-22	1,845	1.48
9	Sep-22	1,942	1.55
10	Aug-22	1,993	1.59
11	Jul-22	1,453	1.16
12	Jun-22	1,141	0.91
	Total	35,693	28.55
	Maximum	7,317	5.85
	Minimum	1,141	0.91
	Average	2,974	2.38

In the following Chart we present the CO₂ emissions due to usage of Electrical Energy.

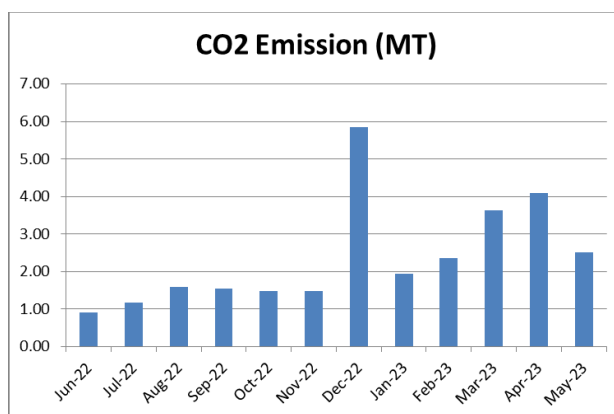


Figure 2.1: CO₂ emission due to usage of electrical energy.

3.2 Study of Solid Waste Generation

The College has already installed a Bio composting Plant, wherein, the bio-degradable waste is composted & is used as fertilizer for the garden.

3.3 Study of Liquid Waste Generation

At present the Liquid Waste generated due to day-to-day operations is drained off to the municipal Corporation through a pipe.

3.4 Study of e-Waste Management:

The internal communication is through emails and hence there is hardly any generation of e-Waste in the premises.

4. Study of Rain Water Harvesting

The College has already installed Rain Water Harvesting project, wherein the rain water falling on the terrace is collected and recharge in the ground.

Photograph of Rain Water Harvesting pipe



5. Recommendations

In order to reduce the dependency on Natural resources and also in order to reduce the various pollutions arising due to the day-to-day operations of the College we herewith recommend following recommendations.

- Installation of Bio Gas Generator Plant instead of Bio composting Plant.
- Installation of Sewage treatment Plant to make campus a Zero Discharge campus